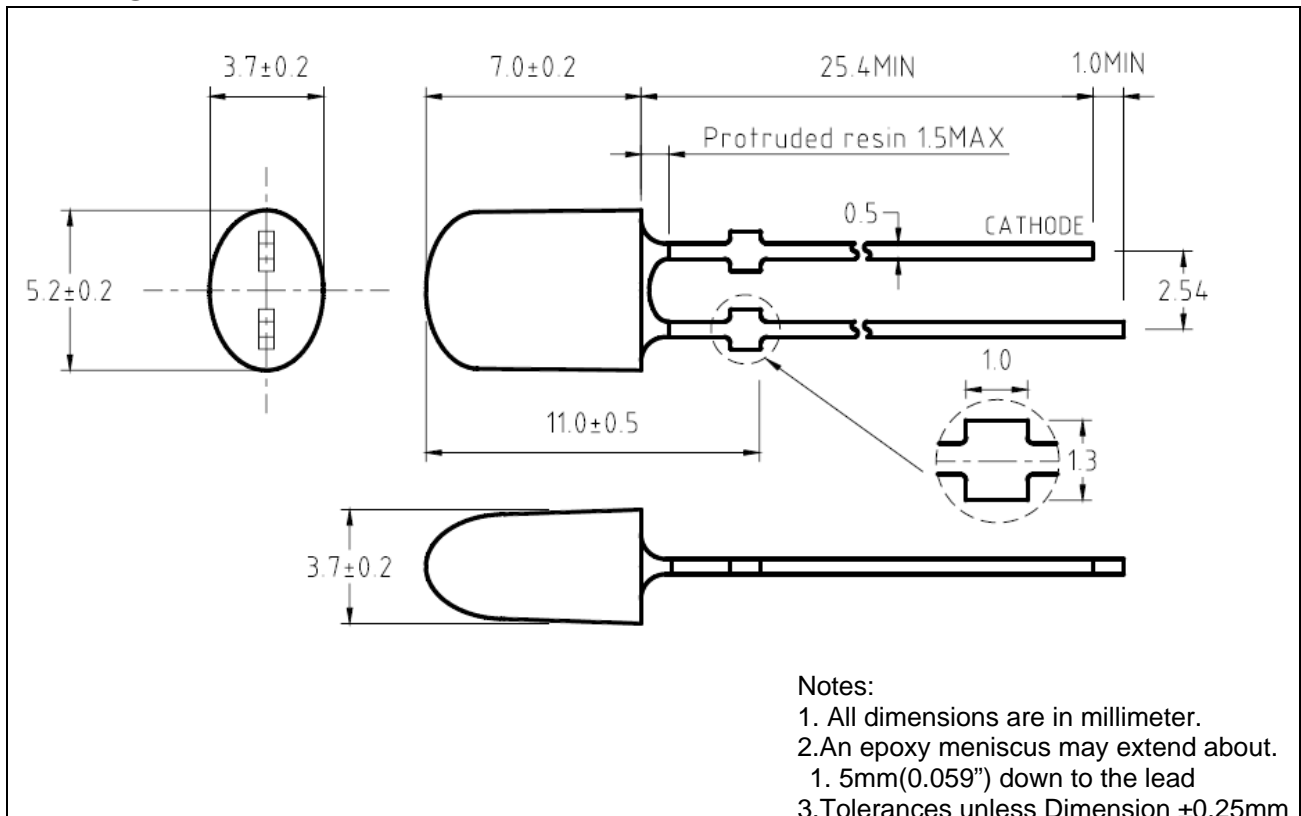


Part No.	AL-V4K3UY3D-S	Diff No.
3.7x5.2 mm	Oval	Type : LED Lamps

Package Dimension :



- | | | |
|----------------------------------------------------------------------------------------------------------------------------------------------------------------------------------|------------------------------------------------------------------------------------------------------------------------------------------------------------------------------------------------------------------------------------------------------|----------------------------------------------------------------------------------------------------------------------------|
| <p>■ Features :</p> <ul style="list-style-type: none"> ● Choice of various viewing angles. ● Available on Tape and Reel. ● Reliable and robust. | <p>■ Descriptions :</p> <ul style="list-style-type: none"> ● The series is specially designed for application requiring higher brightness. ● The LED lamps are available with different colors, intensity, epoxy colors etc. | <p>■ Applications :</p> <ul style="list-style-type: none"> ● TV set ● Monitor ● Telephone |
|----------------------------------------------------------------------------------------------------------------------------------------------------------------------------------|------------------------------------------------------------------------------------------------------------------------------------------------------------------------------------------------------------------------------------------------------|----------------------------------------------------------------------------------------------------------------------------|

Part No. **AL-V4K3UY3D-S**

Diff No.

3.7x5.2 mm

Oval

Type : LED Lamps

PART NO.	Chip		Lens Color
	Material	Emitted Color	
AL-V4K3UY3D-S	AlGaInP	Yellow	Yellow Diffused

■ Absolute Maximum Ratings at Ta=25°C

Parameter	Symbol	Rating	Unit
Continue Forward Current	I _F	20	mA
Operating Temperature	T _{opr}	-30 to +80	°C
Storage Temperature	T _{stg}	-40 to +100	°C
Soldering Temperature	T _{sol}	260 ± 5	°C
Power Dissipation	P _D	120	mW
Peak Forward Current (Duty 1/10@1KHz)	I _F (Peak)	100	mA
Reverse Voltage	V _R	5	V

Solder temperature 1.6mm from body for 3 second at 260°C.

■ Electronic Optical Characteristics :

Parameter	Symbol	Min.	Typ.	Max.	Unit	Condition
Luminous Intensity	I _v	/	1200	/	mcd	I _F =20mA
Viewing Angle	2θ _{1/2}	/	110 / 40	/	deg	I _F =20mA
Peak Wavelength	λ _p	/	595	/	nm	I _F =20mA
Dominant Wavelength	λ _d	/	590	/	nm	I _F =20mA
Spectrum Radiation Bandwidth	Δλ	/	20	/	nm	I _F =20mA
Forward Voltage	V _F	/	2.0	2.4	V	I _F =20mA
Reverse Current	I _R	/	/	50	μA	V _R =5V

Part No.	AL-V4K3UY3D-S	Diff No.
3.7x5.2 mm	Oval	Type : LED Lamps

■ Reliability test items and conditions :

NO	Item	Test Conditions	Test Hours/Cycle	Sample Size	Ac/Re
1	Solder Heat	TEMP : 260°C ±5°C	5 SEC	76 PCS	0/1
2	Temperature Cycle	H : +85°C 30min ┆ 5min L : -55°C 30min	50 CYCLES	76 PCS	0/1
3	Thermal Shock	H : +100°C 5min ┆ 10set L : -10°C 5min	50 CYCLES	76 PCS	0/1
4	High Temperature Storage	TEMP : 100°C	1000 HRS	76 PCS	0/1
5	Low Temperature Storage	TEMP : -55°C	1000 HRS	76 PCS	0/1
6	DC Operating Life	TEMP : 25°C I _F =20mA	1000 HRS	76 PCS	0/1
7	High Temperature / High Humidity	85°C / 85%RH	1000 HRS	76 PCS	0/1

Part No.

AL-V4K3UY3D-S

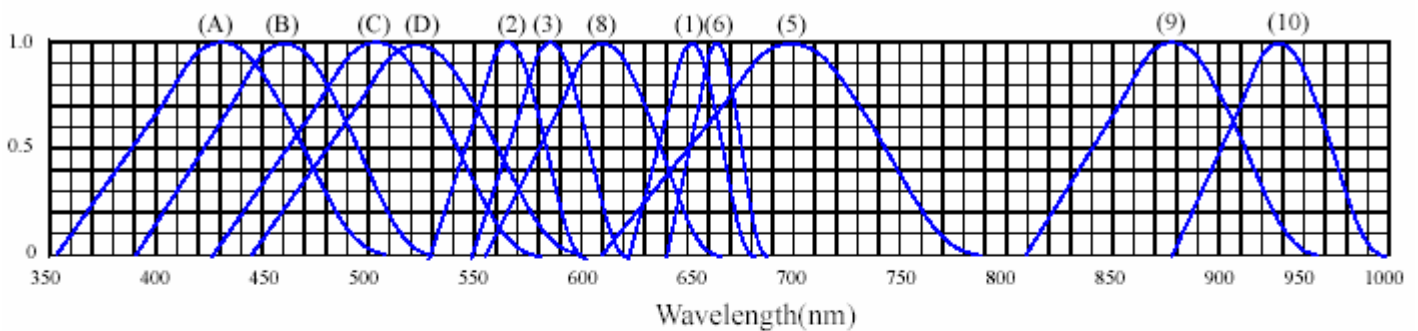
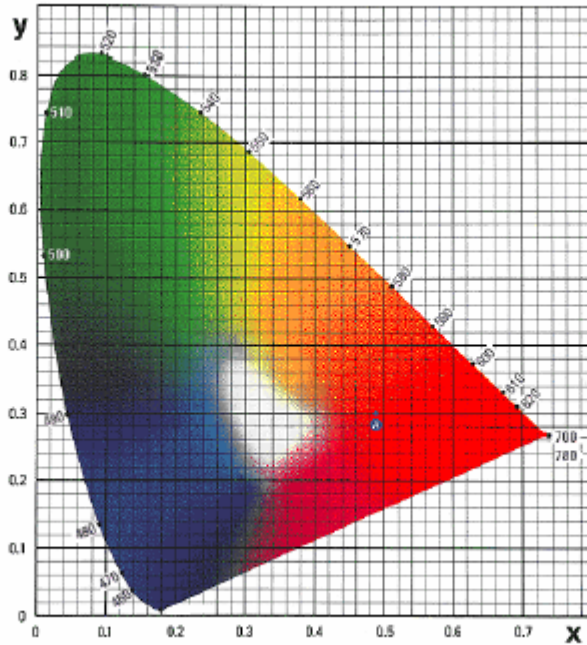
Diff No.

3.7x5.2 mm

Oval

Type : LED Lamps

◆ TYPICAL ELECTRICAL-OPTICAL CHARACTERISTICS CURVES



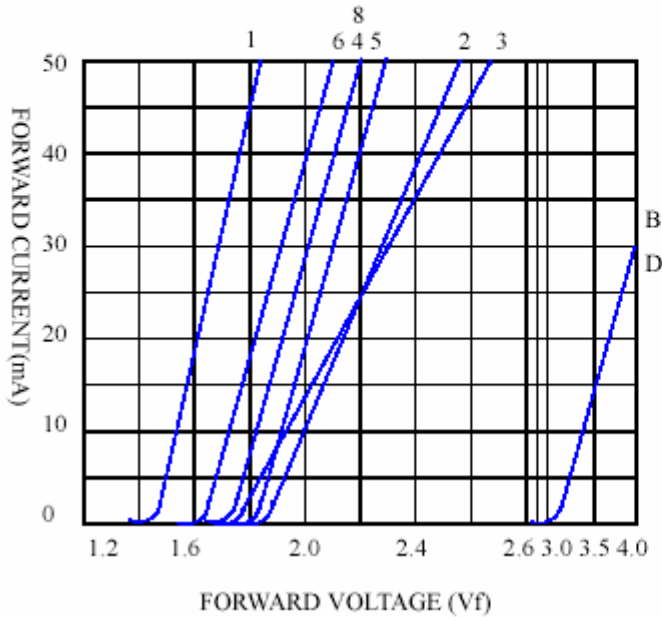
RELATIVE INTENSITY VS. WAVELENGTH(λ_p)

- | | |
|-----------------------------------------|----------------------------------|
| (1) GaAsP/GaAs 655nm/Red | (9)- GaAlAs 880nm |
| (2) GaP 568nm/ Yellow Green | (10)-GaAs/GaAs&GaAlAs/GaAs 940nm |
| (3) GaAsP/GaP 585nm/Yellow | (A)- GaN 430nm/Blue |
| (4) GaAsP/GaP 635nm/Orange & Hi-Eff Red | (B)- InGaN 470nm/Blue |
| (5) GaP 700nm/Bright Red | (C)- InGaN 502nm/Ultra Green |
| (6) GaAlAs/GaAs 660nm/Super Red | (D)- InGaN 523nm/Ultra Green |
| (8) GaAsP/GaP 610nm/Super Red | |

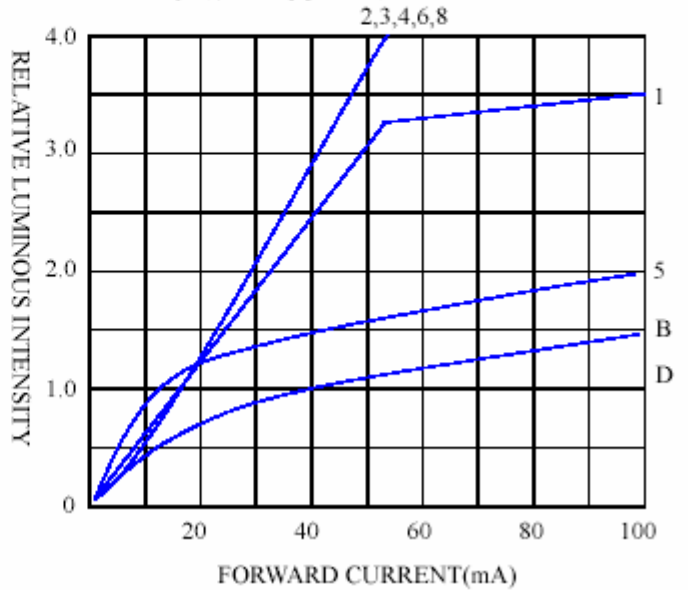
Part No.	AL-V4K3UY3D-S	Diff No.
3.7x5.2 mm	Oval	Type : LED Lamps

◆ CHARACTERISTICS DIAGRAMS

FORWARD CURRENT VS. FORWARD VOLTAGE



RELATIVE LUMINOUS INTENSITY VS. FORWARD CURRENT



FORWARD CURRENT VS. AMBIENT TEMPERATURE

